

Product Manual

EP70

Declare

At the beginning of printing, this manual contains the latest product information at that time. In our continuous pursuit of product design and quality improvement, we may make changes to the design of our products at any time, which may cause certain inconsistencies between the instructions and the actual material without prior notice. If you have any questions, please contact us.

The copyright of this manual belongs to the Skyblue motors, without the written consent of the company shall not be reproduced, offenders shall be prosecuted.

Catalog

1.Introduction.....	01
2.Safety of driving.....	02
3.Scooter overview.....	03-06
4.Key configuration and data.....	07
5.Daily maintenance.....	08
6.Appraisal standard warranty.....	09

1. Introduction

Dear customer,

Welcome to join electric scooter driver. To enjoy a safer and more enjoyable driving experience, we have the full content of these instructions before driving. Your safety is not only related to your own ability to alert and use, but also if you are familiar with the mechanical performance of this product. Every time before driving, you should check it carefully. In addition, periodic maintenance is also very important. Please note that only a special repair station can know how to deal with the problem and how to ensure optimal operating performance.

Warning!

1. Driving age must be in accordance with local laws and ordinances that govern and/or restrict the use of the electric scooter. Laws and ordinances vary considerably from one municipality to another, it is your responsibility to know and respect your local restrictions.
2. Do not remove or disassemble parts privately. Please contact the service center or dealer for spare or repair parts.
3. Do not lend the vehicle to someone who is not familiar with the driving process
4. Avoid sudden stops or braking to avoid accidents.
5. Avoid drunk driving.


2. Safety of driving

Notes: you must be aware of all local laws and ordinances that govern and/or restrict the use of the electric scooter, and please respect the local highway code and pay attention to safety on the road, check the scooter before driving.

1. Check tire pressure regularly (front and rear 250kPa) before driving.
2. Check the functionality of the brakes and lamps.
3. Adjust your mirror for your best visibility.
4. Check if the battery is full before driving and start at low speed.
5. Slow down and avoid sudden braking in turns.
6. Lock the scooter when you park.

Warning: the modification is illegal. A modified vehicle will affect its structure or performance, which will shorten the life of the vehicle. The modification will not be covered by the warranty. No warranty can be provided if you do not purchase any original spare parts..

3. Scooter overview



1. Rear view mirror	2.brake fluid sight glass	3.Headlamp
4. Front mudguard	5. Front tire	6. Front wheel

7. CBS disc brake	8. F shock absorber	9. Middle support
10. Side support	11. Motor	12. Rear wheel & tire
13. R shock absorber	14. Rear armrest	15. Seat
16. Turn signal	17. Remote controller	18. Brake lever
19. Speedo meter	20. Acceleration handle	21. daytime running light



Left switch group


Speedometer

Right switch group

3.1. Detailed pictures




3.2.1. Speedometer

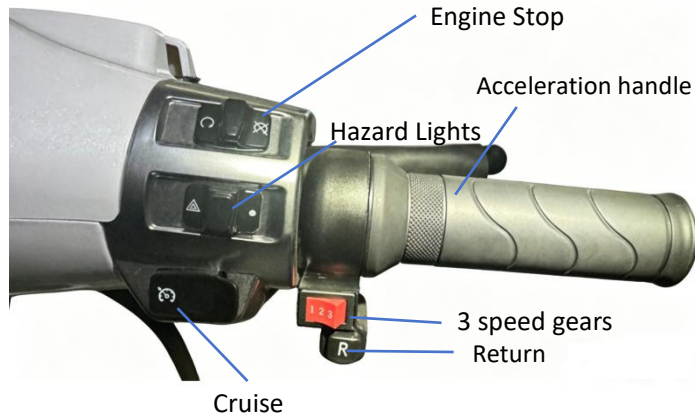


3.2. Console overview

3.2.2. Left switch group



3.2.3. Right switch group



4. Key configuration and data

Scooter Dimension

Length: 1838 mm

Width: 734 mm

Height: 1137 mm

Scooter Mass

Mass in running order: 82 kg

Actual mass: 178kg

Technically permissible maximum laden mass: 253 kg

Technically permissible maximum mass on front axle: 93 kg

Technically permissible maximum mass on rear axle: 160 kg

Configuration

Motor: 3000W

Tire: front 90/90-12 ; rear 120/70-12

Performance

Maximum speed of vehicle: 45 km/h

Electric range: 160km

Battery 72V55Ah Lithium

Daily Maintenance

1. please wipe the scooter regularly and keep it clean. However, do not flush electrical circuit parts and teeth with water.
2. Please avoid putting the scooter under high temperature and humid environment places. In case of a rainy day outside, please protect the rotating handles, the battery box and the control box.
3. Do not arbitrarily reassemble or reshape the scooter and use the unqualified parts. Please purchase after-sale parts from our authorized service center.
4. Check the brake, fasteners and parts regularly to ensure they are loosened and repair quickly if problems are found check all lubricated parts if they are oiled, such as a shock absorber.
5. While driving, always check if the wheels are in normal rotation, tire in sufficient pressure, brake in normal operation brake disc or brake drum in case of were turned off and the indication lights to be normal.
6. While driving, keep sharp objects away from the road, otherwise the tire would be punctured.
7. Do not charge the scooter over 10 hours. Make sure the voltage is correct before charging and the standard voltage is 220v/ 110v. During charging, the charger should not be covered and should be kept away from the heat source otherwise the battery would be damaged. Stop charging immediately if tumors are found on the battery.